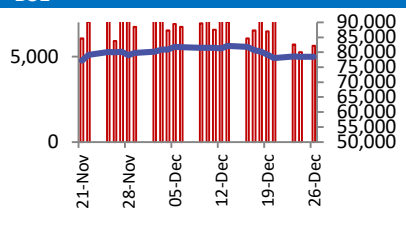
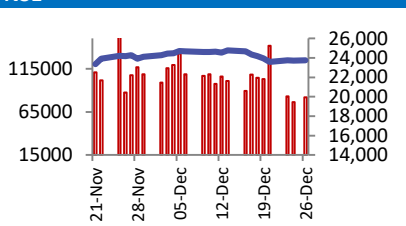


BSE		NSE																													
	<table border="1"> <tr><td>Open</td><td>78557</td></tr> <tr><td>High</td><td>78898</td></tr> <tr><td>Low</td><td>78173</td></tr> <tr><td>Close</td><td>78472</td></tr> <tr><td>Change</td><td>0</td></tr> <tr><td>Volume (Lacs)</td><td>6192</td></tr> <tr><td>Turnover (Rs.inCr)</td><td>5628</td></tr> </table>	Open	78557	High	78898	Low	78173	Close	78472	Change	0	Volume (Lacs)	6192	Turnover (Rs.inCr)	5628		<table border="1"> <tr><td>Open</td><td>23776</td></tr> <tr><td>High</td><td>23855</td></tr> <tr><td>Low</td><td>23654</td></tr> <tr><td>Close</td><td>23750</td></tr> <tr><td>Change</td><td>23</td></tr> <tr><td>Volume(Lacs)</td><td>26396</td></tr> <tr><td>Turnover(Rs.in Cr)</td><td>82061</td></tr> </table>	Open	23776	High	23855	Low	23654	Close	23750	Change	23	Volume(Lacs)	26396	Turnover(Rs.in Cr)	82061
Open	78557																														
High	78898																														
Low	78173																														
Close	78472																														
Change	0																														
Volume (Lacs)	6192																														
Turnover (Rs.inCr)	5628																														
Open	23776																														
High	23855																														
Low	23654																														
Close	23750																														
Change	23																														
Volume(Lacs)	26396																														
Turnover(Rs.in Cr)	82061																														

World Markets	Current	Previous	Pt. Chg	Var(%)
Dow	43326	43297	29	0.1%
Dow Futures	43649	43702	(53)	-0.1%
Nasdaq	20020	20031	(11)	-0.1%
FTSE	8137	8103	34	0.4%
Nikkei	40075	39568	507	1.3%
Hang Seng	20078	20098	(20)	-0.1%
Gift Nifty	23934	23951	(17)	-0.1%
Straits Singapore	3770	3761	9	0.2%
South Korea	2395	2430	(35)	-1.4%
Taiwan	23291	23247	44	0.2%
Shanghai	3396	3398	(2)	0.0%

Commodity Prices	Current	Previous	Pt. Chg	Var(%)
Copper (\$/MT)	8951	8912	39	0.4%
Alumin (\$/MT)	2565	2527	38	1.5%
Zinc (\$/MT)	3049	2985	65	2.2%
Brent Crude (\$/bbl)	73	73	0	0.0%
Gold (\$/Ounce)	2633	2634	(1)	0.0%
Silver (\$/Ounce)	30	30	0	0.2%
Light Crude (\$/bbl)	70	70	0	0.0%
N G (\$/mmbtu)	4	4	0	0.1%
Sugar (\$/MT)	518	512	6	1.2%
Rubber (Rs./kg)	188	188	1	0.3%
Baltic Dry Index	997	994	3	0.3%

Currency Exchange Rate	Current	Previous	Var(%)
Rs./ \$ rate	85.27	85.20	0.08%
Rs./ Euro	88.68	88.56	0.14%
Rs./ Chinese Yuan	11.68	11.67	0.06%
Yen / \$ rate	157.56	157.99	-0.27%
\$ US/Euro	1.04	1.04	-0.12%

Dollar Index	Current	Previous	Var(%)
Dollar Index	108.16	108.13	0.02%

Support/ Resistance Levels for Today		
	Nifty	Bank Nifty Fut
Support 1	23670	51240
Support 2	23600	51000
Resistance	23800	51770

Securities in Ban For Trade
NIL

Market Review

US: Wall Street closed mixed on Thursday and the U.S. benchmark Treasury yield eased after scaling the highest level since May in light, directionless post-Christmas trading.

Asia: Major stock market indexes in Asia traded mixed on Friday as many traders came back after taking time off for the Christmas holiday. Some markets were closed on December 25 and 26, limiting activity.

India: In yet another volatile session, equity indices closed with little change, with the Nifty at 23,750 led by auto, pharma, energy stocks **Market is expected to open on a flattish note and likely to witness range bound move during the day.**

Global economy: Tokyo consumer price index inflation grew more than expected in December due to increased price pressures, keeping alive chances of a near-term rate hike by the Bank of Japan. Core CPI inflation, which excludes volatile fresh food items, rose 2.4% year-on-year in December, government data showed on Friday. The reading was slightly below expectations of 2.5% and picked up from the 2.2% seen in the prior month. A core reading that excludes both energy and fresh food costs rose 1.8% in December from 1.9% in the prior month. The reading is closely watched as a gauge of underlying inflation by the Bank of Japan, but remained below the central bank's 2% annual target for a ninth straight month.

China's industrial profits fell at a slower clip in November, official data showed on Friday. The world's second-largest economy has been struggling to mount a strong post-pandemic revival, as business and household appetites for spending and investment remain subdued amid a prolonged housing downturn and fresh trade risks from the incoming U.S. administration of President-elect Donald Trump. Industrial profits fell 7.3% in November from the same month last year, following a 10% drop in October, while a 4.7% decline in the first 11 months extended a 4.3% slide in the January-October period, National Bureau of Statistics data showed.

Commodities: Oil prices were little changed on Friday but were set for a weekly rise amid optimism economic stimulus efforts will prompt a recovery in China, the world's biggest oil importer.

Gold prices were trading flat on Friday, but were set for a weekly rise, as markets awaited signals on the U.S. economy under the incoming Donald Trump administration and the Federal Reserve's interest rate strategy for 2025.

Currency: The yen hovered near a five-month low to the dollar on Friday as the U.S. Federal Reserve's hawkish messaging contrasted with the Bank of Japan's cautious approach to further policy tightening.

FII Derivative Transactions (Rs. Cr)

Contracts	Purchase		Sell		Net	Open Interest (OI)		OI (Previous day)		Change	
	Contract	Value	Contract	Value	Value	Contract	Value	Contract	Value	Contract	Value
Index Future	80567	5030	107836	6826	(1796)	245176	16650	330193	21561	(85017)	(4911)
Index Option	40643689	2526317	42141071	2612596	(86279)	2783590	230583	7847911	500226	(5064321)	(269643)
Stock Future	672894	42742	622279	39601	3141	5068156	326819	5266290	339463	(198134)	(12644)
Stock Option	223213	14635	267811	17786	(3151)	185455	11564	1483421	93369	(1297966)	(81805)
Total	41620363	2588724	43138997	2676809	(88085)	8282377	585616	14927815	954619	(6645438)	(369003)

FII All Activity-BBG (Rs Cr)	Buy	Sell	Net
18-Dec-24	14388	15311	(922)
19-Dec-24	15537	16330	(793)
20-Dec-24	32683	34556	(1873)
23-Dec-24	9113	8958	155
24-Dec-24	5817	7621	(1804)
Month to date- Dec	292887	273630	19257

FII (Prov.) (Rs. Cr)	Buy	Sell	Net
19-Dec-24	12685	16910	(4225)
20-Dec-24	30298	33896	(3598)
23-Dec-24	8705	8874	(169)
24-Dec-24	4933	7387	(2454)
26-Dec-24	4256	6633	(2377)
Month to date-Dec	272803	281924	(9121)

DII (Prov.) (Rs. Cr)	Buy	Sell	Net
19-Dec-24	14700	10756	3943
20-Dec-24	20119	18745	1374
23-Dec-24	11084	8856	2228
24-Dec-24	10514	7695	2819
26-Dec-24	11592	8256	3336
Month to date-Dec	225402	209700	15702

FII Debt - BBG (Rs. Cr)	Buy	Sell	Net
18-Dec-24	1378	3200	(1822)
19-Dec-24	4805	3047	1758
20-Dec-24	3378	2137	1241
23-Dec-24	563	1273	(709)
24-Dec-24	1418	1513	(95)
Month to date- Dec	55745	44653	11093

Market Breadth	BSE		NSE	
	No.	%	No.	%
Advance	1593	39%	1145	40%
Decline	2395	59%	1649	58%
Unchanged	86	2%	73	3%

Market Turnover	26-Dec	24-Dec	Var (%)
BSE Cash	5628	5249	7%
NSE Cash	82061	76436	7%
NSE Futures	300735	317744	-5%
NSE Options	33481893	38626784	-13%
Total (Rs.Cr)	33870318	39026213	-13%

Volatility Index	26-Dec	24-Dec
Volatility Index	14.04	13.18

Index PE - TTM	26-Dec	Yr. High	Yr. Low
Sensex	22.8	26.0	21.8
Nifty	21.9	28.8	20.8

Corporate News

Board of Gujarat Fluorochemicals approves slump sale of 57 MW captive power plant

The Board of Gujarat Fluorochemicals has approved slump sale of Power Undertaking (57 MW captive power plant) of the Company to IGREL Mahidad, a wholly owned subsidiary of the Company, for a lump sum consideration of Rs. 200 cr. (BS)

Jubilant FoodWorks Inks Pact With Coca-Cola To Buy Sparkling Beverage, Other Products Portfolio

Jubilant Foodworks Ltd. has entered into a memorandum of understanding with Coca-Cola India Pvt. to buy the portfolio of sparkling beverage and other products from the company's authorised bottlers. Jubilant FoodWorks, which is a subsidiary Jubilant Bhartia Group, will conduct "marketing activities for the said products. (NDTV)

Gensol Engineering gets Rs 897-cr solar project from NTPC REL

Gensol Engineering secures an Rs 897-cr contract from NTPC Renewable Energy Limited to develop 225 MW grid-connected solar projects in the Rann of Kutch, Gujarat. The project will be executed on EPC mode and includes three years of operations and maintenance. (ET)

Economy

India imposes import restrictions on low ash metallurgical coke for 6 months

India has imposed a six-month import restriction on low ash metallurgical coke from January 1, 2025, limiting imports from countries including Australia, China, and Russia. Import authorisation from DGFT is required, with country-specific quantitative restrictions in place during this period to ensure controlled imports within the specified limits. (ET)

India initiates anti-dumping probe into LNG fuel tanks imports from China

India is investigating allegations of dumping LNG fuel tanks from China after a domestic company complained. The investigation could lead to anti-dumping duties if it finds that cheap imports are hurting local manufacturers. These tanks are important for large vehicles and the case is being examined by the Directorate General of Trade Remedies. (ET)

International

Martin Midstream Partners terminates merger plan with Martin Resource Management

Martin Midstream Partners will terminate the previously agreed-upon \$157 mn merger deal with Martin Resource Management Corp. Martin Midstream which focuses on storing and transporting fuels. (Inv)

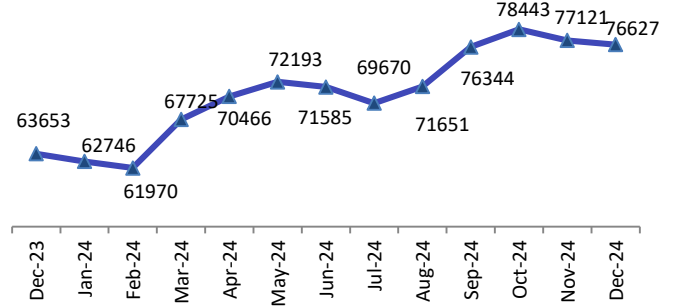
Top 5 Nifty Gainers	26-Dec	24-Dec	Var(%)
ADANI PORTS	1244	1182	5.2%
M&M	2976	2929	1.6%
SBILIFE	1409	1387	1.6%
SHRIRAMFIN	2927	2883	1.5%
MARUTI	10896	10737	1.5%
Top 5 Nifty Losers	26-Dec	24-Dec	Var(%)
ASIANPAINT	2262	2284	-0.9%
TITAN	3323	3353	-0.9%
JSWSTEEL	914	922	-0.8%
GRASIM	2482	2502	-0.8%
NESTLEIND	2150	2167	-0.8%

BSE Index Watch	Last	1 day	1 wk	1 mth	1 yr
SENSEX	78472	0.0%	-2.1%	-2.2%	8.9%
MIDCAP	46365	0.1%	-2.4%	0.9%	27.8%
SMLCAP	54893	-0.2%	-2.8%	0.6%	29.8%
AUTO	51773	0.8%	-1.9%	-2.6%	25.1%
BANKEKX	58172	0.0%	-2.1%	-2.4%	6.9%
Capital Goods	68577	0.0%	-4.0%	-2.5%	24.3%
FMCG	20560	-0.3%	-0.7%	-3.0%	2.6%
Health Care	44290	0.4%	0.2%	3.0%	41.7%
IT	43513	0.0%	-3.8%	-0.3%	20.0%
METAL	29552	-0.1%	-2.9%	-3.0%	11.4%
Oil & Gas	26108	0.2%	-0.2%	-1.6%	14.9%
Power	7045	0.5%	-4.5%	-5.5%	22.5%
Realty	8385	0.4%	-3.3%	4.8%	37.9%

NSE USD Futures	26-Dec	24-Dec	Var (%)
Dec Expiry (Rs./\$)	N.A.	85.21	N.A.
Jan Expiry (Rs./\$)	N.A.	84.30	N.A.
Total Turnover (Rs. Crore)	N.A.	22983	N.A.

Sectors	TTM PE
Auto	28.74
Auto Ancillary	48.47
Banking	13.93
Engineering	49.07
Cement	85.03
Diamonds & Jewellery	55.9
Housing Finance	25.63
Infrastructure & Const	34.76
Metals-Aluminium	37.79
Metal – Steel	16.49
Oil Expl.	13.37
Pharma	8.88
Power – Gen. Supp.	43.35
Information Tech.	27.55
Sugar	24.56
Telecom Serv. Prov.	69.38
Tyres	29.06

Gold (Rs/10 gm) (Source: MCX)



10 year G-Sec Yield	Current	Previous	Change
US	4.58%	4.58%	(1) bps
Japan	1.11%	1.10%	1 bps
India	6.78%	6.78%	1 bps
UK	4.58%	4.58%	0 bps
Libor 3 Mths	4.85%	4.85%	(0) bps

Indian Eco Data	Current	Previous	Var(%)
Forex Reserve (US\$ in bn)	653	653	0.0%
Inflation - WPI	1.89%	2.36%	(47) bps
Inflation - CPI	5.48%	6.21%	(73) bps

India GDP	Q2FY25	Q1FY25	Var(%)
Growth	5.40%	6.70%	(130)bps

Monetary Policy	Current	Previous	Change
Repo Rate	6.50%	6.50%	0 bps
Reverse Repo Rate	3.35%	3.35%	0 bps
CRR	4.00%	4.50%	(50) bps
O/S Banking System Liquidity (Rs bn)	-1951	-1905	(46.2)

IIP Growth %	Oct-24	Oct-23	Apr-Feb
IIP	3.5	11.9	4.3
Capital Goods	3.1	21.7	4.0
Mining	4.1	10.6	3.8
Manufacturing	2.0	20.4	6.1
Electricity	0.9	13.1	4.0

Bulk Deal As On 26/12/24

BSE					
Security Code	Security Name	Client Name	Deal	Quantity	Price
538465	AMARSEC	ALEXANDER SALDANHA	S	18000	25.69
538465	AMARSEC	OMKAR PRAVIN HERLEKAR	S	16457	25.95
530109	ANUPAM	CRONY VYAPAR PVT LTD	S	766999	2.2
542721	ARL	MULTIPLIER SHARE & STOCK ADVISORS PRIVATE LIMITED	S	153301	136.3
526853	BI	GUTTIKONDA VARA LAKSHMI	B	121563	68.69
539598	CGFL	BSEL INFRASTRUCTURE REALTY LIMITED	B	340000	44.31
540481	CLFL	SANJAY KUMAR AGARWALA	S	17000	27.12
539884	DARSHANORNA	AVINASH K GUPTA	B	257000	5.07
539884	DARSHANORNA	RUCHI HIRJI GADA	S	902000	5.17
543516	DHYAANITR	KENUL HEMANTKUMAR SHAH	B	95200	15.8
531364	EKANSH	AZURA PROJECTS PRIVATE LIMITED	S	228068	132.67
543521	FONE4	SAMTA POLYMERS LTD	B	100000	15.83
509563	GARWAMAR	PRASHANT GUPTA	S	47315	34.79
511543	GSBFIN	MULTIPLIER SHARE & STOCK ADVISORS PRIVATE LIMITED	B	40000	51.75
511543	GSBFIN	PRABHA GARG	S	39229	51.75
511543	GSBFIN	RAVI GARG	S	32464	51.75
511543	GSBFIN	SHASHI GARG	S	58096	51.75
511543	GSBFIN	SHERWOOD SECURITIES PVT LTD	S	35000	51.75
507960	GUJHOTE	NAGESHWARRAO SRIKRISHNA DUUVURI	B	23756	272.33
505336	HARSHILAGR	VAKANDA SERVICES PRIVATE LIMITED	B	650000	4.43
539449	IGCIL	MULTIPLIER SHARE & STOCK ADVISORS PRIVATE LIMITED	S	192954	11.49
540134	IISL	KRISHNA TRADE FINANCE	S	45399	9.2
517063	JETKINGQ	CHETAN BURMAN	B	33000	141.52
543613	MAFIA	CHEREKANDYJIBI	B	32000	21.72
543613	MAFIA	VIMAL KISHORE PARWAL	S	8000	21.33
543613	MAFIA	VIMAL KISHORE PARWAL	B	24000	20.23
514060	MARKOBENZ	USHA KHATRI	S	106679	9.63
544305	MOBIKWIK	IRAGE BROKING SERVICES LLP	S	284096	656.38
544305	MOBIKWIK	IRAGE BROKING SERVICES LLP	B	461183	644.71
544305	MOBIKWIK	NK SECURITIES RESEARCH PVT. LTD.	S	573880	658.32
544305	MOBIKWIK	NK SECURITIES RESEARCH PVT. LTD.	B	573880	657.85
532140	MOHITE	GREENLAND BIO TECH LLP	S	481064	67.85
532140	MOHITE	GREENLAND BIO TECH LLP	B	177283	67.83
523242	NBFOOT	AARNAH CAPITAL ADVISORS PVT LTD	S	80000	15.98
523242	NBFOOT	AVINASH MARUTI SUROVASE	B	80000	15.98
544269	NPFL	SHRIPAL V VORA HUF	S	96000	18.13
530805	OIVL	DEALMONEY COMMODITIES PRIVATE LIMITED	B	500000	11.87
530805	OIVL	VIBHU MAURYA	S	500000	11.87
526415	OKPLA	RAJAN HANDA	S	4207875	17.07
531395	PADAMCO	MULTIPLIER SHARE & STOCK ADVISORS PRIVATE LIMITED	S	23000	337.6
532911	PARLEIND	RAMDOOT REALTORS PVT LTD	S	88761	24.32
532911	PARLEIND	RAMDOOT REALTORS PVT LTD	B	16388	23.65
519299	PRIMIND	CRESCENT INVESTMENTS	S	233500	168.57
519299	PRIMIND	HARNEESH KAUR ARORA	S	100000	168
519299	PRIMIND	SAINTCO INDIA PRIVATE LIMITED	S	133500	169.57
530077	PURETROP	ASHOK VISHINDAS MOTIANI	B	63930	165
530077	PURETROP	TANDON PRIYANKA	S	100000	165
541703	RACONTEUR	KAUSHAL DEEPAK SHAH	B	102400	9.23
541703	RACONTEUR	RAJIV VASHISHT	S	131200	9.11
512115	ROSEMER	KAJAL ROHIRA	S	40000	100.35

544170	SAI	SANJAY KARANRAJ SAKARIA	S	40000	47
543366	SBLI	PURAB AGARWALLA	S	7200	50.4
543366	SBLI	VEERAPANDIAN KARTHIKEYAN	B	4800	50.35
512329	SGMART	OAKLANE CAPITAL MANAGEMENT LLP	B	1800000	370.12
540147	SHASHIJIT	DARSHAN MANOHARLAL KANDHARI	S	313000	2.41
539593	SHIVA	SNEHA SANJEEV LUNKAD	B	37340	4.72
539584	SIPTL	DIVYA KANDA	B	1000000	0.97
539584	SIPTL	MUKESH KUMAR MEENA	B	815000	0.97
539584	SIPTL	TUSHAR BHATT .	S	1740000	0.97
539017	STARHFL	NEXPACT LIMITED	S	460000	48
539117	SUJALA	CHAUBARA EATS PRIVATE LIMITED	B	42000	73.36
539117	SUJALA	HONEY SHARMA	S	68804	72.47
543745	SVS	MULTIPLIER SHARE & STOCK ADVISORS PRIVATE LIMITED	S	168000	11.77
543745	SVS	VISHAL GANGADHAR WARKE	B	252000	11.77
511447	SYLPH	MARIANGO TRADING PRIVATE LIMITED	S	1882213	1.12
511447	SYLPH	ONE TREE HILL PROPERTIES PRIVATE LIMITED	B	1901481	1.12
539278	SYMBIOX	NATRAJ FINANCIAL MANAGEMENT PRIVATE LIMITED	B	180000	4.95
541338	UHZAVERI	HARPREET SINGH	S	601326	20.11
541338	UHZAVERI	HITESH MAHENDRAKUMAR SHAH	S	407679	20.11
537582	UNISHIRE	DIVYA ASOPA	S	250000	2.6
544002	VIVAA	KALGI KUNJAN VORA	B	20000	42.3
530057	VIVANZA	ANANT WEALTH CONSULTANTS PRIVATE LIMITED	S	406881	3.16

NSE

Security Code	Security Name	Client Name	Deal	Quantity	Price
AARTIPHARM	Aarti Pharmalabs Limited	ABAKKUS ASSET MANAGER PRIVATE LIMITED	BUY	548811	575.08
AARTIPHARM	Aarti Pharmalabs Limited	ABAKKUS ASSET MANAGER PRIVATE LIMITED	BUY	521161	575
AARTIPHARM	Aarti Pharmalabs Limited	ORCHID FAMILY TRUST	SELL	497750	575
AARTIPHARM	Aarti Pharmalabs Limited	TULIP FAMILY TRUST	SELL	502250	575
ANNAPURNA	Annapurna Swadisht Ltd	SANTOSH INDUSTRIES LTD	SELL	125250	339.95
ATALREAL	Atal Realtech Limited	SAURABH JAIN	BUY	1300000	12.11
ATALREAL	Atal Realtech Limited	VISHAL MAHESH WAGHELA	SELL	792874	12.15
DEVIT	Dev Info Technology Ltd	AMIT RANCHHODLAL CHOKSHI	BUY	157948	175.52
EPACK	EPACK Durable Limited	INDIA ADVANTAGE FUND S4-I	SELL	561000	500.12
IDENTICAL	Identical Brains Studio L	ISHAAN TRADEFIN LLP	BUY	74000	93.75
IDENTICAL	Identical Brains Studio L	KRISHAN KUMAR GUPTA	BUY	84000	92.08
IDENTICAL	Identical Brains Studio L	MANSI SHARE AND STOCK ADVISORS PVT LTD	BUY	200000	95
IDENTICAL	Identical Brains Studio L	RIKHAV SECURITIES LIMITED	SELL	172000	97.82
IDENTICAL	Identical Brains Studio L	SETU SECURITIES PVT LTD	BUY	78000	91.17
JISLDVREQS	Jain DVR Equity Shares	JYOTI PRAKASH DEVJANI	BUY	100000	36.91
KANDARP	Kandarp Dg Smart Bpo Ltd	RASHMI RATILAL MEHTA	BUY	72000	45.1
KANDARP	Kandarp Dg Smart Bpo Ltd	RELIABLE DATA SERVICES LIMITED	SELL	200000	45.1
LOVABLE	Lovable Lingerie Ltd	ARCH FINANCE LIMITED	SELL	93900	129.9
MOBIKWIK	One Mobikwik Systems Ltd	PEAK XV PARTNERS INVESTMENT HOLDINGS III	SELL	1201611	679.38
ONYX	Onyx Biotech Limited	PROGNOSIS SECURITIES PVT. LTD	SELL	200000	64.65
RAJPUTANA	Rajputana Biodiesel Ltd	DEEPAK DHANJI PATEL	SELL	61000	291.92
RAPPID	Rapid Valves (India) Ltd	LEADING LIGHT FUND VCC THE TRIUMPH FUND	SELL	51000	330.11
SHANTI	Shanti Overseas (Ind) Ltd	AYUSH KACHOLIA	SELL	750000	16.22
SHANTI	Shanti Overseas (Ind) Ltd	BANSRAJ GOND	BUY	177136	16.25
SHANTI	Shanti Overseas (Ind) Ltd	ELIXIR WEALTH MANAGEMENT PRIVATE LIMITED	BUY	212898	16.15
SHANTI	Shanti Overseas (Ind) Ltd	HETALBEN PRAVINBHAI THAKKAR	BUY	150000	16.15
SHANTI	Shanti Overseas (Ind) Ltd	MANI NARANG	SELL	56300	16.15
SHANTI	Shanti Overseas (Ind) Ltd	MANISH KUMAR HUF	SELL	118006	16.25
SHANTI	Shanti Overseas (Ind) Ltd	MSB E TRADE SECURITIES LIMITED	SELL	100000	16.23
SHANTI	Shanti Overseas (Ind) Ltd	PRIYAA KAMAL SINDHER	BUY	225000	16.25
SHANTI	Shanti Overseas (Ind) Ltd	VIBHORKALA	BUY	225000	16.25
SIKKO-RE	Sikko Industries Ltd	GHANSHYAM MOHANBHAI KUMBHANI	SELL	73331	1.57
SIKKO-RE	Sikko Industries Ltd	JAYANTIBHAI MOHANBHAI KUMBHANI	SELL	107500	1.54
SIKKO-RE	Sikko Industries Ltd	SIKKANDAR EZAZ IBRAHIM	BUY	33195	1.55
VINNY	Vinny Overseas Limited	NIRAV DINESHBHAI CHAUDHARI	SELL	3427989	1.86

Disclosure:

Research Reports that are published by Nirmal Bang Securities Private Limited (hereinafter referred to as "NBSPL") are for private circulation only. NBSPL is a registered Research Analyst under SEBI (Research Analyst) Regulations, 2014 having Registration no. INH000001766. NBSPL is also a registered Stock Broker with National Stock Exchange of India Limited, BSE Limited, Metropolitan Stock Exchange of India Limited, Multi Commodity Exchange of India Limited and , National Commodity and Derivative Exchange Limited in Capital Market , Equity and Commodities derivatives segments and Currency Derivatives Segment .

NBSPL has other business divisions with independent research teams separated by Chinese walls, and therefore may, at times, have different or contrary views on stocks and markets.

NBSPL or its associates have not been debarred / suspended by SEBI or any other regulatory authority for accessing / dealing in securities Market since last 20 years. NBSPL, its associates or analyst or his relatives do not hold any financial interest (Except Investment) in the subject company. NBSPL or its associates or Analyst do not have any conflict or material conflict of interest at the time of publication of the research report with the subject company. NBSPL or its associates or Analyst or his relatives may or may not hold beneficial ownership of 1% or more in the subject company at the end of the month immediately preceding the date of publication of this research report.

NBSPL or its associates / analyst has not received any compensation / managed or co-managed public offering of securities of the company covered by Analyst during the past twelve months. NBSPL or its associates have not received any compensation or other benefits from the company covered by Analyst or third party in connection with the research report. Analyst has not served as an officer, director or employee of Subject Company. NBSPL / analyst has not been engaged in market making activity of the subject company.

Analyst Certification: The research analysts and authors of these reports, hereby certify that the views expressed in this research report accurately reflects my/our personal views about the subject securities, issuers, products, sectors or industries. It is also certified that no part of the compensation of the analyst(s) was, is, or will be directly or indirectly related to the inclusion of specific recommendations or views in this research. The analyst(s) principally responsible for the preparation of this research report and has taken reasonable care to achieve and maintain independence and objectivity in making any recommendations.

Disclaimer:

The Research Report is for the personal information of the authorized recipient and does not construe to be any investment, legal or taxation advice. NBSPL is not soliciting any action based upon it. Nothing in the research report shall be construed as a solicitation to buy or sell any security or product, or to engage in or refrain from engaging in any such transaction. In preparing the research report, we did not take into account the investment objectives, financial situation and particular needs of the reader.

The research report has been prepared for the general use of the clients of NBSPL and must not be copied, either in whole or in part, or distributed or redistributed to any other person in any form. If you are not the intended recipient you must not use or disclose the information in the research report in any way. Though disseminated to all the customers simultaneously, not all customers may receive the research report at the same time. NBSPL will not treat recipients as customers by virtue of their receiving the research report. The research report is not directed or intended for distribution to or use by any person or entity resident in a state, country or any jurisdiction, where such distribution, publication, availability or use would be contrary to law, regulation or which would subject NBSPL & its group companies to registration or licensing requirements within such jurisdictions.

The report is based on the information obtained from sources believed to be reliable, but we do not make any representation or warranty that it is accurate, complete or up-to-date and it should not be relied upon as such. We accept no obligation to correct or update the information or opinions in it. NBSPL or any of its affiliates or employees shall not be in any way responsible for any loss or damage that may arise to any person from any inadvertent error in the information contained in the research report. NBSPL or any of its affiliates or employees do not provide, at any time, any express or implied warranty of any kind, regarding any matter pertaining to this report, including without limitation the implied warranties of merchantability, fitness for a particular purpose, and non-infringement. The recipients of the research report should rely on their own investigations.

This information is subject to change without any prior notice. NBSPL reserves its absolute discretion and right to make or refrain from making modifications and alterations to this statement from time to time. Nevertheless, NBSPL is committed to providing independent and transparent recommendations to its clients, and would be happy to provide information in response to specific client queries.

Before making an investment decision on the basis of research report, the reader needs to consider, with or without the assistance of an adviser, whether the advice is appropriate in light of their particular investment needs, objectives and financial circumstances. There are risks involved in securities trading. The price of securities can and does fluctuate, and an individual security may even become valueless. International investors are reminded of the additional risks inherent in international investments, such as currency fluctuations and international stock market or economic conditions, which may adversely affect the value of the investment. Opinions expressed are subject to change without any notice. Neither the company nor the director or the employees of NBSPL accept any liability whatsoever for any direct, indirect, consequential or other loss arising from any use of the research report and/or further communication in relation to the research report. Here it may be noted that neither NBSPL, nor its directors, employees, agents or representatives shall be liable for any damages whether direct or indirect, incidental, special or consequential including lost revenue or lost profit that may arise from or in connection with the use of the information contained in the research report.

Copyright of this document vests exclusively with NBSPL.

Our reports are also available on our website

Registration granted by SEBI and certification from NISM in no way guarantee performance of NBSPL or provide any assurance of returns to investors.

Nirmal Bang Research (Division of Nirmal Bang Securities Pvt. Ltd.)

B-2, 301/302, Marathon Innova,
Opp. Peninsula Corporate Park
Off. Ganpatrao Kadam Marg
Lower Parel(W), Mumbai-400013
Board No. : 91 22 6723 8000/8001
Fax. : 022 6723 8010